



9000 Series and CruiseCommand Product Brochure



Over 50 years ago, we introduced the industry's first single lever control systems, and we have been designing and manufacturing control systems for marine vessels, yachts and pleasure boats ever since. We established our reputation for reliable, responsive control systems at the very beginning and have continued by using new technology to our advantage. This is evident in CruiseCommand and our new 9000 Series controls.

Product Characteristics

Plug-in Installation

With plug connectors, CruiseCommand and the 9000 Series make installation easier, cutting labor time significantly. Determine cable length, engine and gear requirements and you're ready to plug in this system. To make it even easier, we'll provide custom kits to meet specific needs for production builders.

Push Button Set Up

Push button set up makes configuring the parameters for your controls easier than ever before. Simply enter in the parameter code and the processor instantly makes the correct adjustments. Changing configurations at a later time to meet new specifications is just as easy.

Start Interlock

Our neutral start interlock feature prevents engine start up unless controls are on and in neutral and a station is in command.

Sequencing Technology

Speed / shift sequence protection allows shifting from full ahead to full astern in one motion while preventing damage to the engine or gear. Designed with safety in mind, this sequencing technology allows you to respond instantly to emergency situations.

Synchronization

Engine synchronization is standard on all processors. Synchronization automatically maintains the same speed on multiple engines, thereby increasing operating efficiency, improving fuel economy and reducing noise and vibration. One lever operation is available, allowing control of multiple engines and transmissions with one lever.

Multiple Control Stations

Each processor has the capability of supporting multiple control stations, which will allow the optional use of our handheld control unit in addition to mounted control heads. The 9000 Series supports five control stations and CruiseCommand provides connections for four remote control stations.

Built-in Diagnostic Display

Each processor features a display unit which provides information for set up, system status, or diagnostic purposes.

Troll

Our processors control mechanical or electronic trolling valves or ZF Autotroll. This feature controls clutch slippage while maintaining slow engine speed and enhancing fuel economy. A full range of shaft speeds remain available from any station, without additional switches.

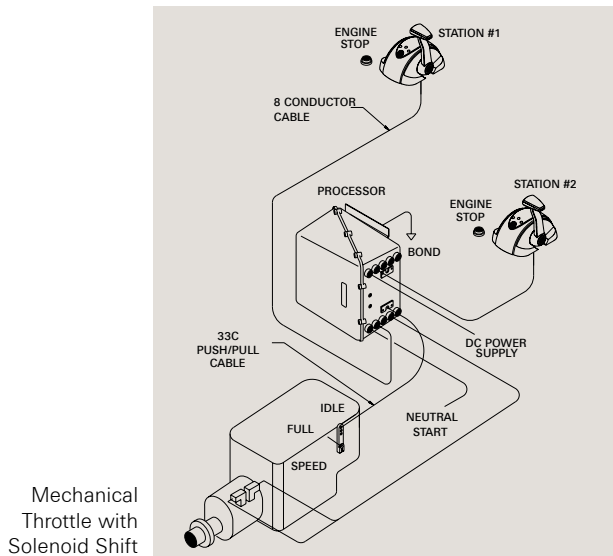
Standard Features

- plug-in connections
- push button set up
- built-in diagnostic display
- easy station transfer
- station-in-command indicator
- multiple control stations-
CruiseCommand: 4
9000 Series: 5
- neutral start interlock
- warm-up mode
- two idle speeds (high and low)
- engine synchronization
- one lever operation
- speed/shift sequence protection
- external alarm interface
- reduction gear oil pressure interlock
- self-contained watertight enclosure
- audible and visual indicators
- worldwide sales and service support

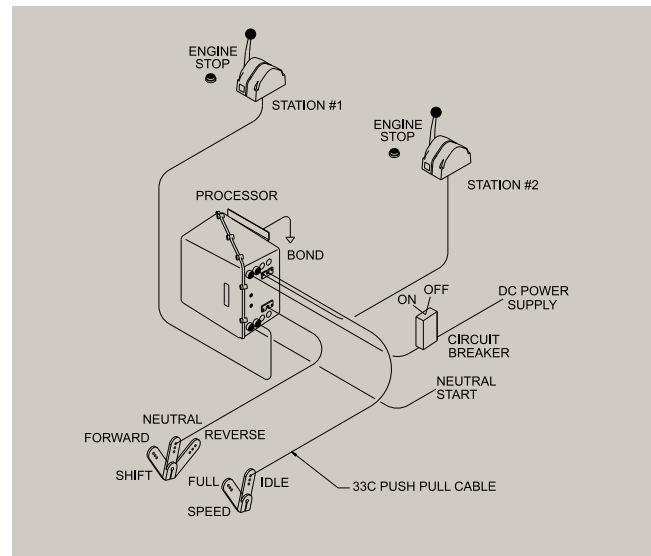
Optional Features

- variety of control head options
- handheld remote
- automatic power selector

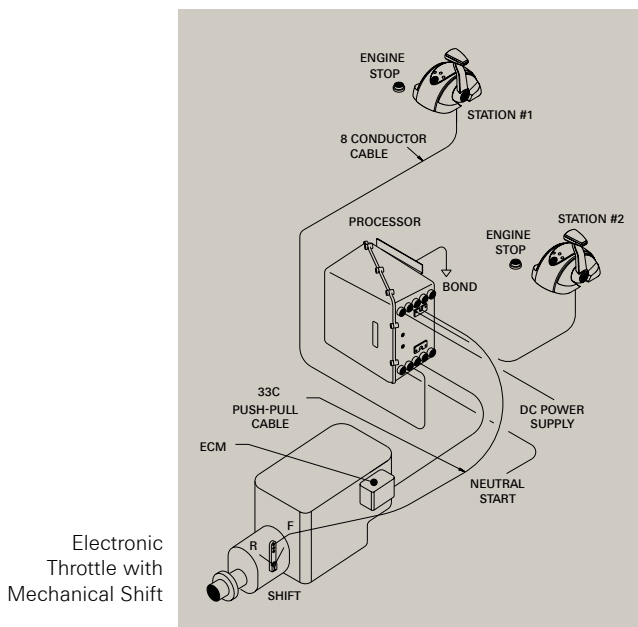
Application Diagrams



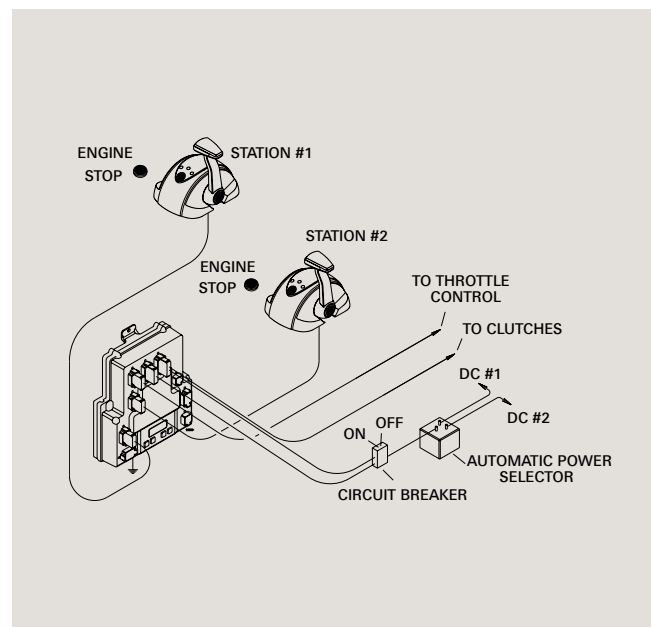
Mechanical Throttle with Solenoid Shift




Mechanical Throttle with Mechanical Shift




Electronic Throttle with Mechanical Shift



Electronic Throttle with Solenoid Shift



522-5
Tournament control head with chrome or aluminum levers with transfer panel



785 Series CruiseCommand



9000 Series ClearCommand MicroCommander



Handheld Remote
Handheld remote control with 25' of flexible cable, plug connection and safety lanyard

Product Overview

4200
Chrome levers, black body with rubber grip
2.3" _L x 3.1" _W x 5.7" _H



456-3
Low-profile control head with chrome or black lever
5.0" _L x 4.0" _W x 4.0" _H



460-4
T-lever control head
5.0" _L x 4.8" _W x 6.8" _H



463-4
Chrome levers with UV protected knob
5.0" _L x 4.7" _W x 6.8" _H



760
Control head with rubber-covered levers
7.5" _L x 10.0" _W x 9.1" _H



MC2000-1
Black powder coat
6.5" _L x 5.2" _W x 5.5" _H



MC2000-4LR
Black powder coat with chrome bridged levers for single engine
6.5" _L x 5.2" _W x 5.5" _H



MC2000-2
chrome enclosure with chrome levers
6.5" _L x 5.2" _W x 5.5" _H



MC2000-4
Black powder coat with chrome levers
6.5" _L x 5.2" _W x 5.5" _H



MC2000-4R
Black powder coat with chrome lever
6.5" _L x 5.2" _W x 5.5" _H



and more...

9000 Series

The 9000 Series control systems replace our MicroCommander and ClearCommand control systems for all applications utilizing mechanical engines and gears, or a combination of mechanical and electronic throttle and shift.

CruiseCommand

Our CruiseCommand product line was designed for vessels with electronic engines and solenoid shift transmissions.

Communications

The 9000 Series and CruiseCommand control systems utilize the latest technology in system communications. Additionally, one circuit board contains all product features, eliminating the need for any auxiliary circuit boards. Units are preprogrammed at the factory, or they can be customized for specific features.

Product Testing

The 9000 Series and CruiseCommand have been tested to requirements set by survey societies such as ABS and DNV, and meet ABYC standards for performance and functional testing. The 9000 Series also carries the CE mark, certified for sale in Europe. ZF Marine Electronics is also certified to the latest ISO-9001-2000 standard.



ZF Marine Electronics LLC
12125 Harbour Reach Drive
Suite B
Mukilteo, WA 98275
USA
Tel. +1 (0)425 583 1900
Fax +1 (0)425 493 1569



Driveline and Chassis Technology